

A Precious Creation
for the...



A project by

NAGESHWAR
GROUP



...Priceless Moments

Hardeek & Akshaya






SOLITAIRE EMPIRE

Luxe life - your right.

1 & 2 BHK Homes @ Moshi

We know you are seeking a nest for your family that will bring delight, comfort and peace. At Solitaire Empire, we have brought all of this and more – a touch of luxury. 1 BHK & 2 BHK homes at Moshi. Now, make every moment priceless.



Cool, airy ambience. Away from hustle bustle yet close to conveniences. Open spaces to feel fresh. All this and more is what makes your life at Solitaire Empire lovable. What more precious than a modern life in the nature's neighbourhood.

Shifting to a home here is sure going to be a priceless moment of your life. From ambience to convenience and from design to price tag, rest assured of immaculate planning everywhere.



A green town on a growth spree

Moshi is one of the fastest-growing destinations in PCMC. A lot of future developments have been planned here. The international convention center is going to transform this destination like never before. Additionally, a 83-acre Safari Park has also been planned. This approx Rs. 1600 cr project is inspired by Sentosa Resort in Singapore, which will house an amusement park, five-star hotels, and much more. This has been envisioned as a star destination for the citizens of PCMC and Pune, which will also attract foreign tourists.

Although Moshi will soon be a modern town, it enjoys nature's bounty as well. Such that one can sight beautiful peacocks even now at the sites of our projects.

A rare blend of modernity and nature's embrace, Moshi is quickly becoming the first choice for home buyers. And the customers of Nageshwar Group are lucky, as they will enjoy the 'early bird' advantage!



MALLS & ENTERTAINMENT

Spine Mall.....	6.4 kms
Central Mall Pimpri.....	12 Kms
Elpro City Square.....	9.5 Kms
City Pride.....	6.4 Kms
Anushka Landge Natyagruha.....	5.2 Kms
PVR Cinema Pimpri.....	7 Kms
E-Sqaure Pimpri.....	10 Kms
Big Cinema Chinchwad.....	7.8 Kms
Silverian Mall.....	2.1 Kms

HOSPITALS

Shree Multi Speciality Hospital.....	1 Km
Sainath Hospital.....	2.5 Kms
Accord Hospital.....	2.5 Kms
Bliss Hospital.....	1 Km
YCM Hospital.....	7 Kms
Mauli Hospital	0.5 Km
Moshi Hospital	3 Kms
Aai Mother & Child Care Hospital	2.5 Kms

TRANSPORTATION

Bus Stand.....	1 Km
Metro Station Pimpri.....	10 Kms
Airport.....	12 Kms

INDUSTRIAL AREA

Bhosari MIDC.....	6 Kms
Alandi – Markal MIDC.....	8 Kms
Chinchwad MIDC.....	8 Kms
Pimpri MIDC.....	9 Kms
Talawade IT Park.....	9 Kms
Chakan MIDC.....	10 Kms
Hinjewadi IT Park.....	24 Kms

TEMPLE

Swami Samarth Math.....	0.5 Km
Alandi.....	4.9 Kms
Vedashree Tapovan.....	1 Km
Nageshwar Temple.....	1 Km
Shree Gajanan Maharaj Temple.....	3.5 Kms

SCHOOLS & COLLEGES

Priyadarshani School.....	3 Kms
MIT College.....	3.5 Kms
City Pride School.....	3.5 Kms
SNBP School.....	4. Kms
Modern College of Pharmacy.....	2.5 Kms
DY Patil College	10 Kms
Dhyan Bhakti School.....	2 Kms

HIGHWAYS & ROADS

Pune-Nashik Highway	1 Km
Spine Road.....	3 Kms
Proposed 90m Ring Road.....	3 kms
Pune-Mumbai Highway.....	9 Kms
Pune-Mumbai Expressway.....	15 Kms

IMPORTANT PLACES

D - Mart.....	2.5 Kms
Airport.....	12 Kms
New RTO.....	3.2 Kms
Pune-Nashik Highway.....	1 Km
Safari Park.....	2.5 Kms
International Convention Center.....	2.5 Kms
PCMC Kudale Garden.....	500 Mtr



Amenities

The modern living amenities blended with intimate connectivity, spaciousness and lush green surroundings. Which caters you with the superlative experience of living.



Yoga Meditation Area

 Terrace Gym







 Temple

 Yoga Zone

 Walking Track



Terrace Amenities

-  Top Terrace Garden
-  Security Cabin
-  Elegant Compound Wall
-  Lift With Backup Facility
-  Senior Citizen Sitout
-  Gazebo With Sitout



Children Play Area

 Children Play Area

 CCTV Surveillance

 Grand Entrance Gate

 Outdoor Game



Children Play Area

Terrace Amenities

Gazebo sitout

Yoga Deck

Terrace Layout

At Solitaire Empire, your day starts with sweet chirping of little birds playing beneath your window panes. The fresh morning air and sunlight enters your house to rejuvenate your senses. A serendipitous view from your house will make you proud of your choice.



Specifications

Only the finest go in your home... for smiles forever!
The finest living experience with modern specifications,
to make your life an easy affair

PLUMBING

- Solar hot water connections for master bathrooms
- Premium sanitary wares in all bathrooms
- Shower panel in master bathroom and single level in all other bathrooms
- Premium range of CP fittings like JAQUAR or equivalent make
- EWC of standard make

TILING

- 4 x 2 Ft Vitrified tiles
- Rustic tiles in terrace and dry balcony
- All toilets designer dado tiles up-to lintel and anti-skid flooring
- Granite sills for windows
- Granite frames for toilet doors, windows and kitchen window

STRUCTURE

- R.C.C Framed Structure confirming to relevant IS codes and specifications

DOORS

- Decorative main entrance door
- Laminated plywood door frames for bedrooms
- Both side laminated doors with cylindrical locks for all bedrooms & bathrooms

RESPONSIBLE LIVING

- Planning in accordance with Vastu Shastra
- Spacious apartments that are carefully designed to provide ample natural light and ventilation
- Energy efficient elevators
- Skilled and quality craftsmanship of our group to make the complex as a symbol of Classic structure
- Use of eco-friendly materials for greater thermal comfort

CARE AND CONVENIENCE

- Provision for telephone lines, broadband, intercom
- 100% Power back-up by generators for lifts and common areas
- Video door phone and CCTV
- Fire fighting system
- Designer name plate and letter box for each flat

MASONARY

- Siporex Blocks work of required thickness for Internal/External wall
- POP/Gypsum finish for entire flat
- False ceiling for living area

PAINTING

- All Internal walls with semi-plastic emulsion
- Acrylic paint for exterior

KITCHEN

- Exhaust fan
- Dry balcony with dado tile
- Provision for washing machine
- Granite kitchen platform with SS sink
- Designer dado tiles up to lintel level above platform

WINDOWS

- Anodised aluminium sliding windows with mosquito net and safety grills for Kitchen, Bedroom, and Hall
- Anodised aluminium openable widows for Toilet

ELECTRICAL

- Concealed electrical copper wiring with adequate points in all rooms
- Branded Modular switches in all rooms
- TV points in Living room, Master bedroom



3D : 1 BHK



A Entrance

B Living room- 10'X 13.4'

C Kitchen - 8'X 11.6'

D Dry Balcony

E Balcony- 10' X 3.4'

F Bedroom - 11.6' X 10'

G WC - 4.5' X 3.11'

H Bathroom - 6.5' X 3.11'

3D : 2 BHK



A Entrance

B Living Dining Area - 14' X 10'

C Balcony - 14' X 4.5'

D Kitchen - 8' X 11.6'

E Dry Balcony

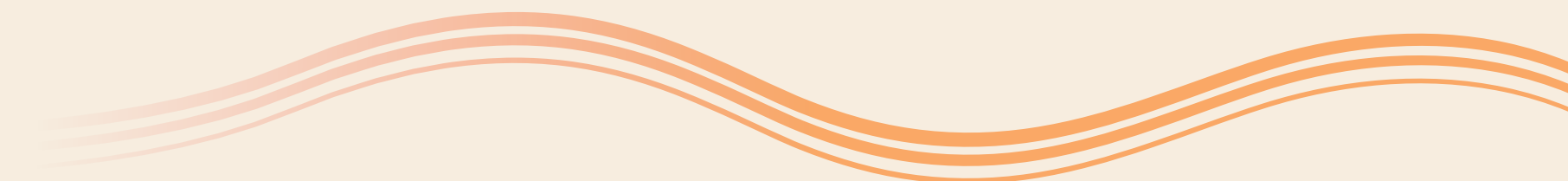
F Children's Bedroom - 10' X 10'

G Common Washroom - 6.7' X 3.11'

H Master Bedroom - 10' X 11'

I Bathroom - 6.11' X 3.11'

J Balcony - 10' X 3.11'

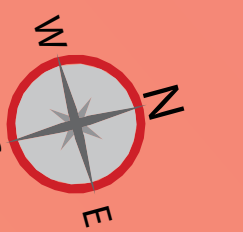




FLOOR PLAN WING A & B

UNIT NO.	UNIT TYPE	CARPET AREA		BALCONY AREA		USABLE AREA		SEALABLE AREA (SQ.FT.) CARPET+BALCONYX1.35	
		SQ.M	SQ.FT	SQ.M	SQ.FT	SQ.M	SQ.FT	SQ.M	SQ.FT
101 TO 701	2BHK	53.37	574.0	9.37	101.0	62.74	675.0	84.69	912.0
102 TO 702	2BHK	53.37	574.0	9.37	101.0	62.74	675.0	84.69	912.0
103 TO 703	2BHK	52.16	561.0	5.11	55.0	57.27	616.0	77.31	832.0
104 TO 704	2BHK	52.16	561.0	5.11	55.0	57.27	616.0	77.31	832.0

3488.0 SQ.FT


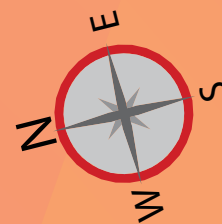




UNIT NO.	UNIT TYPE	CARPET AREA		BALCONY AREA		USABLE AREA		SEALABLE AREA (SQ.FT.) CARPET+BALCONYX1.35	
		SQ.M	SQ.FT	SQ.M	SQ.FT	SQ.M	SQ.FT	SQ.M	SQ.FT
101 TO 701	1.5BHK	45.59	491.0	4.12	44.0	49.71	535.0	67.10	722.0
102 TO 702	1.5BHK	45.59	491.0	4.12	44.0	49.71	535.0	67.10	722.0

1444.0 SQ.FT

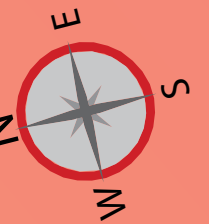
FLOOR PLAN WING D



UNIT NO.	UNIT TYPE	CARPET AREA		BALCONY AREA		USABLE AREA		SEALABLE AREA (SQ.FT.) CARPET+BALCONYX1.35	
		SQ.M	SQ.FT	SQ.M	SQ.FT	SQ.M	SQ.FT	SQ.M	SQ.FT
101 TO 701	1BHK	40.62	437.0	3.13	34.0	43.75	471.0	59.06	636.0
102 TO 702	1BHK	40.62	437.0	3.13	34.0	43.75	471.0	59.06	636.0
103 TO 703	1BHK	40.62	437.0	3.13	34.0	43.75	471.0	59.06	636.0
104 TO 704	1BHK	40.62	437.0	3.13	34.0	43.75	471.0	59.06	636.0

2544.0 SQ.FT

FLOOR PLAN WING C





SOLITAIRE EMPIRE

Luxe life - your right.

1 & 2 BHK Homes @ Moshi

CREDITS

ARCHITECT
Yogesh S Manakshe

LANDSCAPE
DESIGNER
Ar. Ketaki Bhide

RCC DESIGNER
Spectram Consultant

MEP
Skyline Mep Consultant

LEGAL
Mahesh Kondvilkar

3D VISUALISATION
Ideatic Studio

BRAND CONSULTANT
Zest Creative

Site Address: Solitaire Empire, Gat No 342, Near Swami Samarth Math, Moshi, Pune – 412105

PROJECT BY:



STRATEGIC PARTNER



Call: **7507 202 202**

Email: nageshwardevelopers2023@gmail.com

Web: www.nageshwardeveloper.in



MAHARERA

MAHARERA REG. NO.:
P52100050700

Disclaimer: This brochure is purely conceptual and not a legal offering. Number of floors, flats or units may be revised due to amendment in development control rules. The developers reserve the rights to amend the layout, plans, elevations, specifications and amenities. The furniture layout displayed in the floor plans are indicative in nature and are not included with the actual apartment. The dimensions of the unit as mentioned are from "Bare wall" to "Bare wall". The perspective images shown in this brochure may not be to the scale or may not represent actual facade / elevation. The details of windows, paints, elevation features, landscaping, ground development, trees etc. in this brochure are an artist's impression and might be different from actual construction of building and development. The viewers affirm that he / she has not taken his/ her decision of purchase/booking by viewing these images. The company is not responsible for the action of the viewer's booking / purchasing a unit relying on these images.

